



2022 MAYOR'S STATE OF THE CITY

Keith Eich, 2022-23 Mayor

MARCH 22, 2023

2022 City Council



Keith Eich
Mayor

Term: 2020-2024



Richard B. Gunter III
Mayor Pro Tem

Term: 2020 -2024



Teresa "Terry" Walker
Councilmember

Term: 2020 -2024



Kim Bowman
Councilmember

Term: 2022- 2026



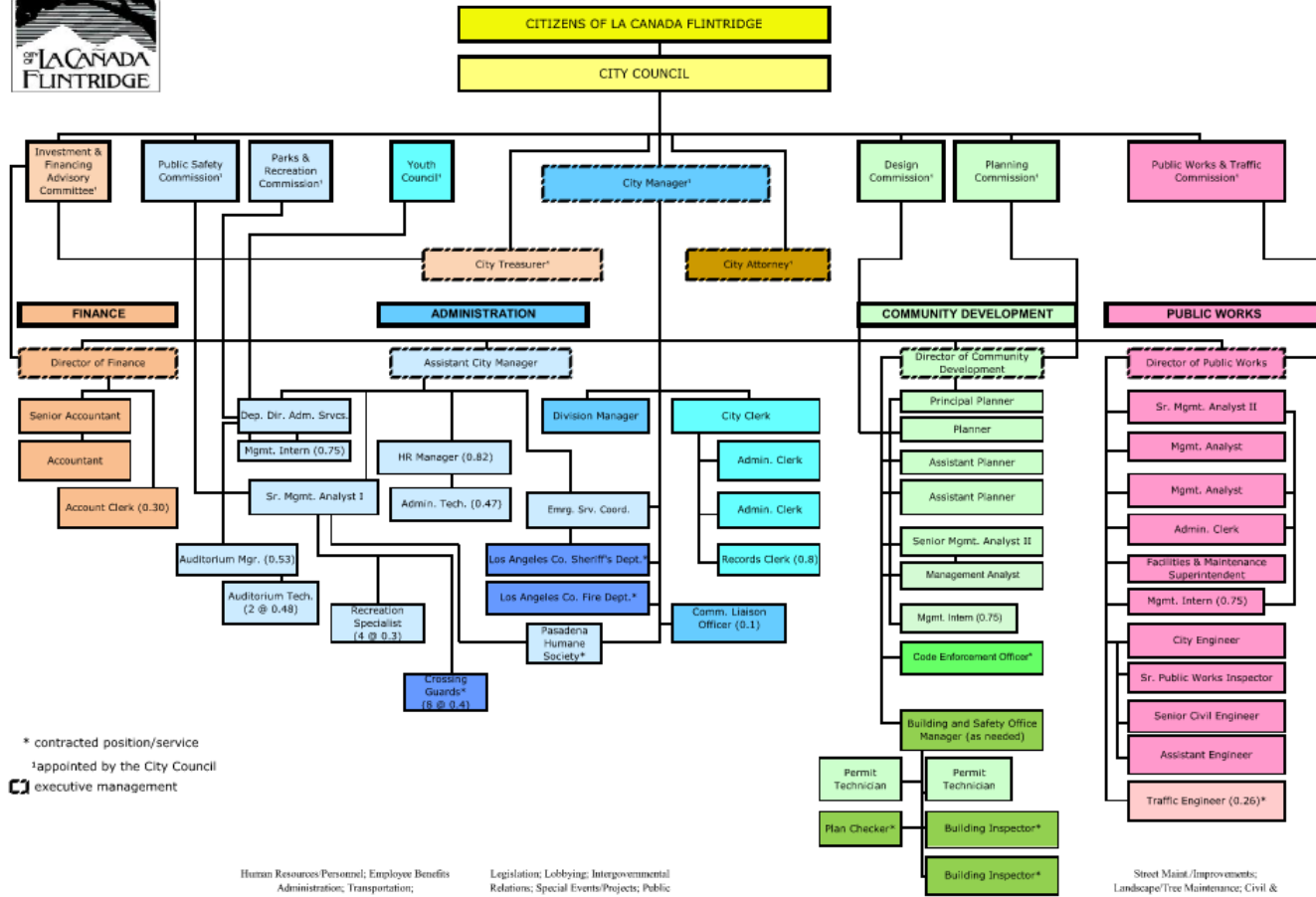
Michael T. Davitt
Councilmember

Term: 2022 -2026

Organization Chart



ORGANIZATION CHART



* contracted position/service

* appointed by the City Council

CM executive management

Finance/Accounting; Payroll; Purchasing; Comprehensive Annual Financial Report; Budget; Assessment District Financing; Investments; GASB Compliance; Grants Administration; Long-Range Financial Planning; Business Licenses; Staff Support to: Investment & Financing Advisory Committee

Human Resources/Personnel; Employee Benefits Administration; Transportation; Telecommunications; Information Technology/website; Film Permits; Risk Management; Insurance; Bonds & Grants; Skatepark; Lanternman Auditorium; Park Reservation Permits; Music-in-the-Park; Joint Use Scheduling/Activities; Staff Support to Parks & Recreation Commission and Joint Use Committee

Legislation; Lobbying; Intergovernmental Relations; Special Events/Projects; Public Safety; Emergency Preparedness; VERT; Parking Citation Review; Crossing Guards; Animal Control; Staff Support to Public Safety Commission; Youth Activities/Senior Activities; L.A. County Sheriff; L.A. County Fire; Staff Support to: City Council; Youth Council & Ad Hoc Committees

City Council Meeting Preparation; Records Management; Public Records Act Requests; Elections; Boards & Commissions; FPFC Filing Officer; Municipal Code Updates; Receptionist


General Land Use; Zoning; Code/Sign Enforcement; Environmental Review; Design Review; Tree Permits; Horse/Animal Keeping Permits; Building & Safety; Staff Support to: Planning Commission & Design Commission

Street Maint./Improvements; Landscape Tree Maintenance; Civil & Traffic Engineering; Street/Traffic Lighting; Street Sweeping; Capital Projects; Parks & Facilities Maintenance; Lanternman House; Solid Waste Management; Recycling; Sewer Construction; Sewer System Management; Staff Support to Public Works & Traffic Commission



Mark Alexander

- 20 years as City Manager
- 35 years in our City
- 44 years in Public Service



City Council Regional and State Organizations



Your Government



Commissions:

Design, Parks & Recreation, Planning,
Public Safety, Public Works & Traffic

Committees:

Investment & Financing Advisory, Youth
Council, Joint Use Committee



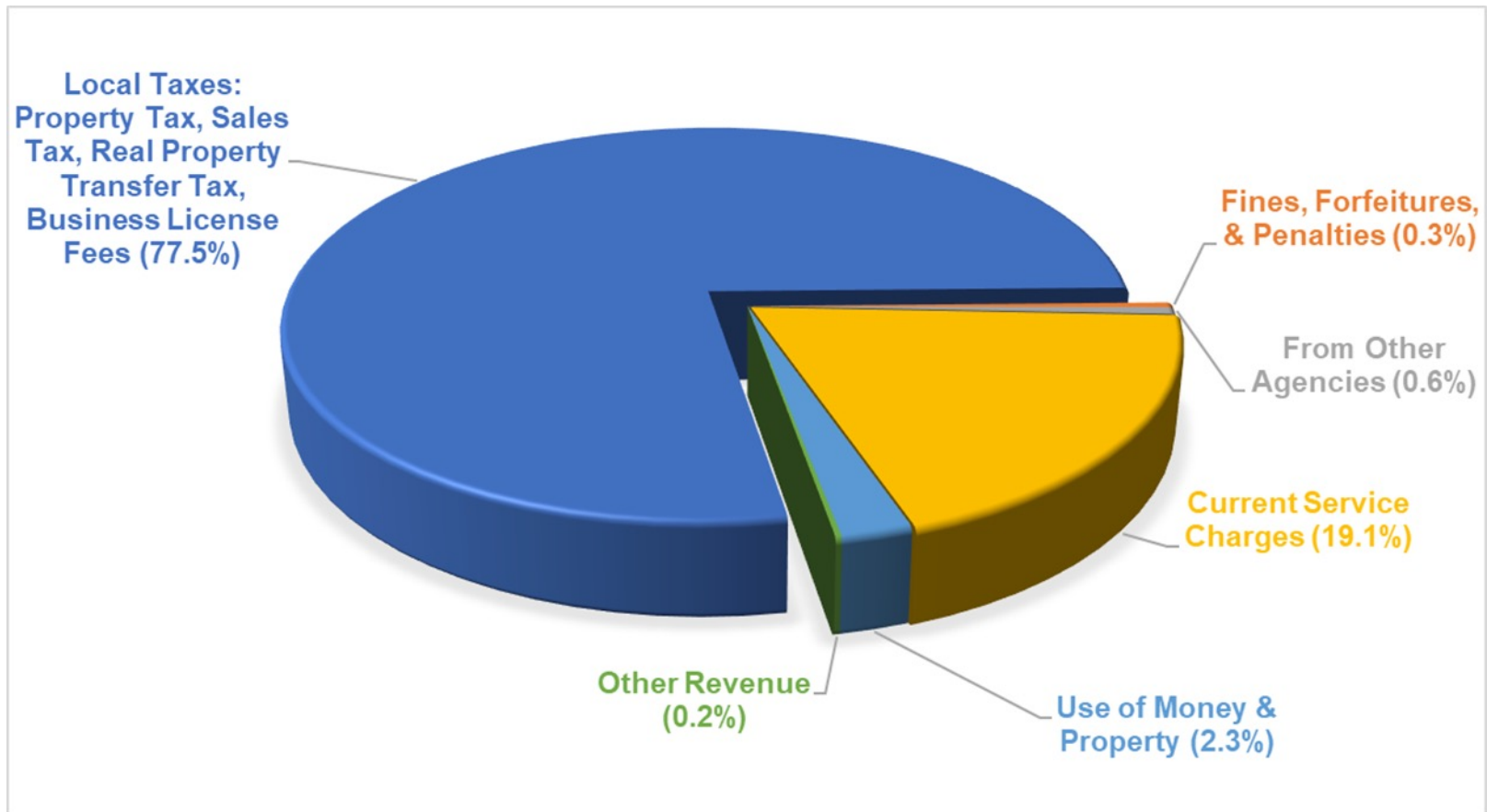
BUDGET

Highlights

Budget Highlights

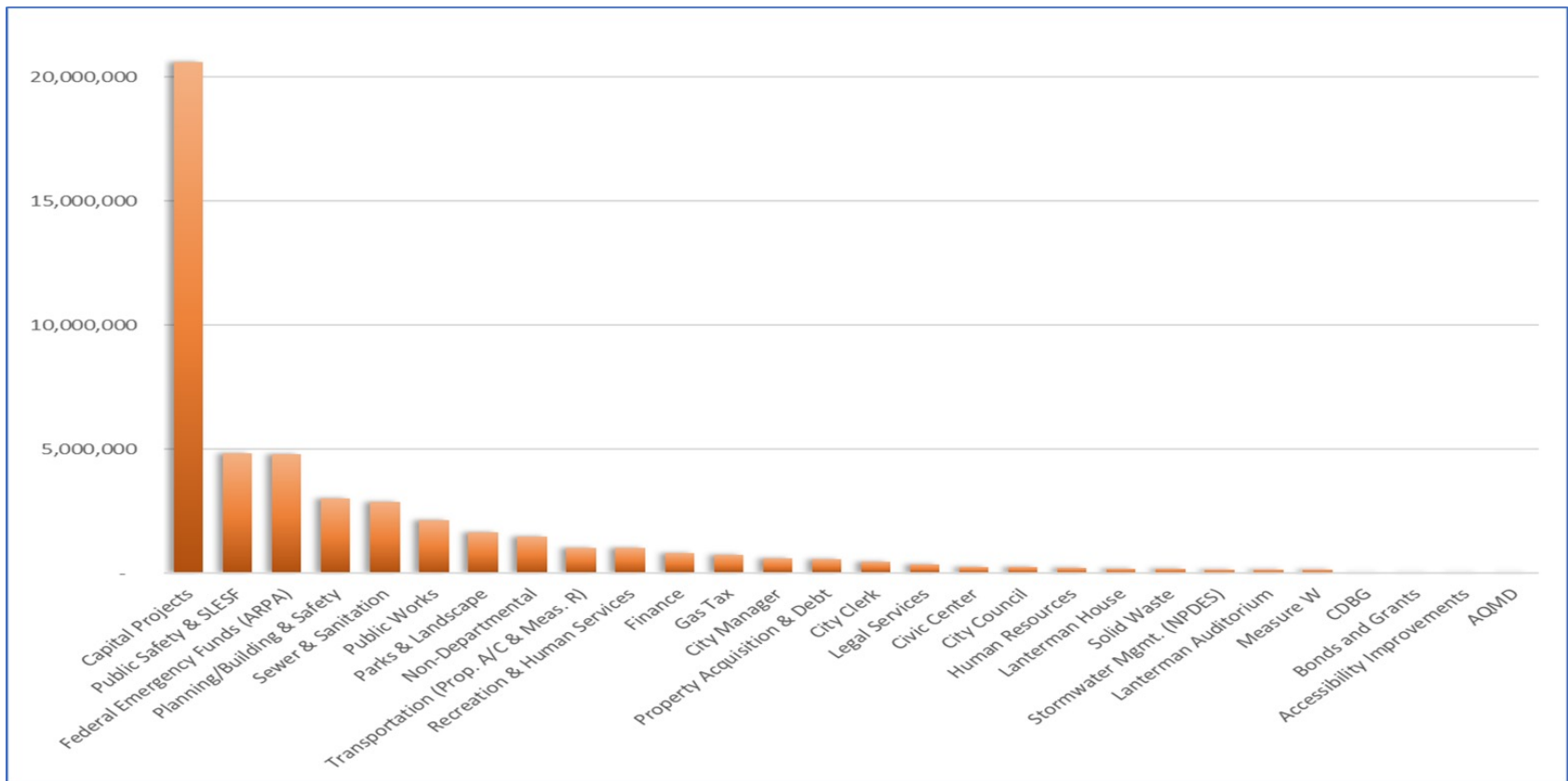
- \$17,562,200 General Fund budget for FY 2022-23
- July 1, 2021 reserves: \$18.46 million
- June 30, 2022 reserves: \$18.63 million
- FY 21-22 surplus: \$174,000
- \$20,590,500 Invested in Capital Projects
 - Foothill Link
 - Soundwalls Phase II, III, & IV
 - Annual Street Resurfacing & Slurry Seal
 - Foothill Blvd. Traffic Signal Improvements
- General fund revenue for first six months of FY 2022-23 was \$702,572 (10.88%) higher than first six months of FY 2021-2022


2022-23 General Fund Revenues (By Source)



2022-23 Budgeted Expenditures (By Program – All Funds)

\$48,851,450 in total





ADMINISTRATION

Highlights

Administration Highlights

- 575 Public Records Act requests
- 870 parking permits
- 69 Agenda Reports for City Council
- 43 recognitions, resolutions, and proclamations
- Staff continued to monitor state and federal legislation that had potential impacts on the City.
- Staff recommended legislative positions for consideration, making 8 legislative presentations to City Council



Ongoing Communications with the Community

4 LCF Vista
community
newsletters

4-6 social media
messages posted
weekly via Facebook
and Twitter



Public Safety



Public Safety



Crime

- 374 Part I Offenses, a 44% increase from the prior year
- 56 Part II Offenses, a 34% decrease from the prior year

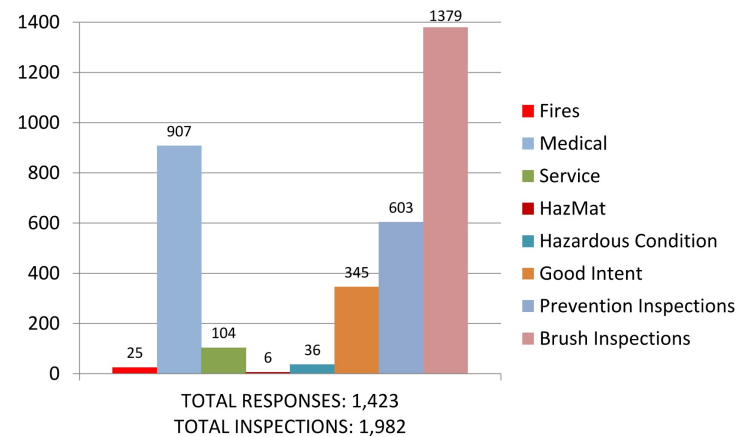
Fire

- 1,423 total responses between July 2021-June 2022



LA CANADA FLINTRIDGE

Fire Department Responses/Inspections
July 2021 – June 2022



Public Safety

- Flock cameras notify law enforcement of known offenders potentially looking to victimize our community.
- Given the success of the Flock camera program, the City Council approved the purchase and installation of eight additional Flock Cameras and taking over three pre-existing private Flock cameras
- A total of 50 Flock cameras have been installed to date.



Information Technology

— Launched September 2018 —



CONNECTLCF
SAVE TIME. BE CONNECTED. REGISTER AT CITYOFLCF.ORG

Modernization Goals

Citywide Permit and Tracking Software



- City transitioned to cloud-based software
- Upgrades continue to be made to the City's ConnectLCF platform to further provide information to applicants on their project status
- ConnectLCF now hosts business licenses, code enforcement, permits, and entitlement processes

Technology Improvements

- New GIS mobile applications for capital improvement projects and facility manages being developed
- Launched a new GIS public portal to allow Zoning information to the residents.
- Enhancements to the Emergency Operations System to better serve the community during a disaster (Inclusion of the City's information technology system into the emergency operations center)
- Obtaining grants with the goal of enhancing the available technology for the Community Development Department (GIS application for public facing portal)
- Cyber security audit: Report has been used to address areas of concern
- Staff continues to implement new user security measures to further enhance IT infrastructure



Peafowl



- Staff worked with the Los Angeles Zoo and Pasadena Humane Society & SPCA to conduct the annual census of peafowl in the community.
- Census was completed in February 2022. A total of three birds were relocated
- Desired population: ≤ 9 birds (ratio 2 males to 5 females)

Measure M

- Approved by voters on November 9, 2016
- This fiscal year, will provide:
 - \$347,350 total revenue
 - \$586,325 for Soundwalls-Phase II



Measure R



- Approved by voters in November 2008
- Added an additional ½-cents to the sales tax collected in Los Angeles County
- This fiscal year, will provide:
 - \$306,500 total revenue

Props A & C

- Prop A approved by voters in November 1980
 - 1/2-cent sales tax dedicated to transportation funding
 - The City receives approximately \$492,675 annually
- Prop C approved by voters in November 1990
 - 1/2-cent sales tax intended to support projects and programs developed with Prop A funds
 - The City receives approximately \$408,650 annually

Recreation & Open Space




- The City continues to maintain and/or improve LCUSD Athletic Fields, Tennis Courts, Lanterman Auditorium, and Memorial Park through a Joint Use Agreement
- Staff worked on a new Per Capita Grant to use allocated money in developing more recreational opportunities and park improvements at Mayors' Discovery Park in the future
- Additional enhancement to the Senior Citizen Database
- The City Council approved a pickleball pilot program at Glenhaven Park. November 29, 2021 – March 29, 2022
- The City is working with the LCUSD to amend the Joint Use Agreement for the Skate Park facility to change the use to Pickleball

AARP Age-Friendly Community



- City Council authorized the formation of a team of volunteers and staff to develop a 5-year master plan to help the community become more age-friendly.
- Program began in 2022
- The Age-Friendly Community Project Team was formed and has been meeting monthly to discuss various domains of livability.
- The Age-Friendly Community Project Team identified seven domains of livability: Housing, Outdoor Spaces and Buildings, Transportation, Communication and Information, Community Engagement, Health Services and Community Support and Public Safety.



PUBLIC WORKS

Highlights

Public Works Examples of Service

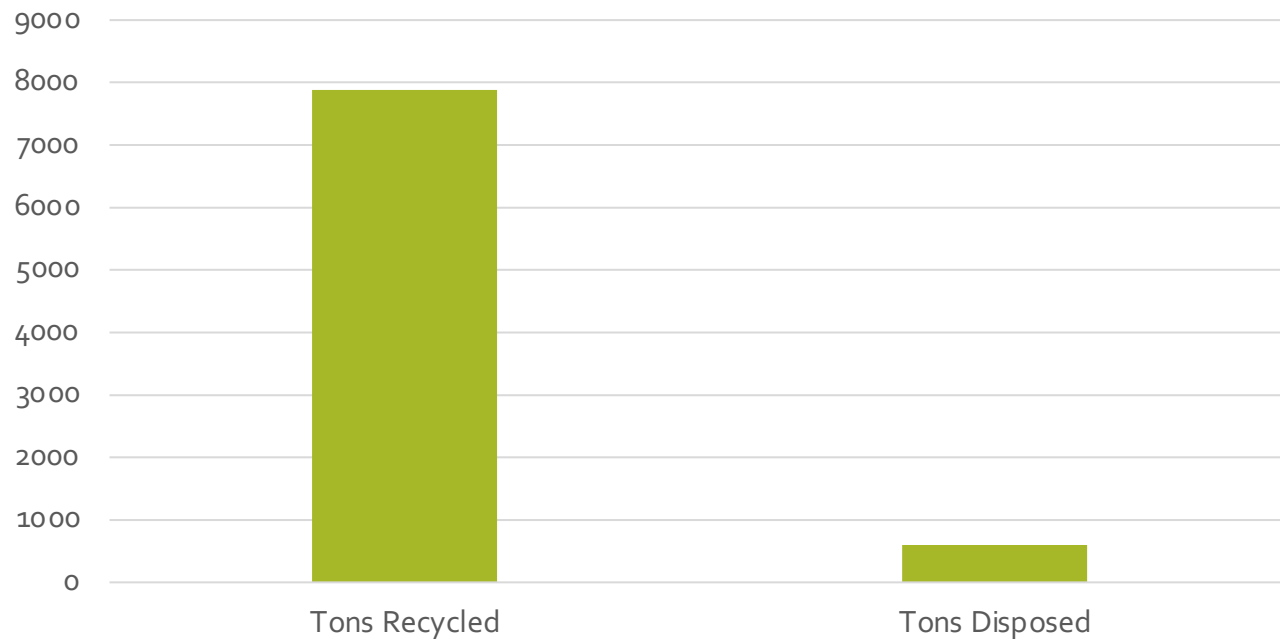
Description	2021	2022
Number of Road Maintenance and Traffic Requests	297	313
Tree Service and Spraying Requests	5,029	5,084
Graffiti Removal Requests	73	92
Parks and Landscape Service Requests	415	396
Trail Service Requests & Inspections	194	186
Tonnage Recycled – Construction & Demolition Projects	13,624	7,886
Landscape Inspections Conducted	466	403
Street Resurfacing (in miles)	1.67	2.86
Public Right-of-Way Encroachment Permits Processed (including trash bins)	288	407

Construction and Demolition Waste Diversion

2022 Construction and Demolition Diversion

Requirement: 65%

Achieved: 93%





PUBLIC WORKS

Capital Improvement Projects

Descanso Drive Street Improvements

Reconstruction and resurfacing of Descanso Drive from Chevy Chase to Verdugo Boulevard, including the construction of a new sidewalk, ADA curb ramps, bike lane, and an upgrade of traffic and pedestrian signals



Lanterman House Concrete Repair

Repair of the exterior walkways, rear stairs, and handrail installation



Olberz Park Gazebo

Installation of new gazebo and related site works at Olberz Park



Community Center ADA Access Parking Lot Improvements

Two parking stalls were reconstructed in front of the Community Center to meet ADA requirements



Knight Way Sinkhole Repair

The project consisted of repairing depressions on Knight Way using a polymer/polyurethane injection.

Pavement reconstruction will take place in 2023.



Misc Concrete Repairs 2022

Repairs included the installation of ADA curb ramps at several locations and the removal and reconstruction of selected curb and gutter infrastructure throughout the City



City-wide Street Resurfacing Program

2022

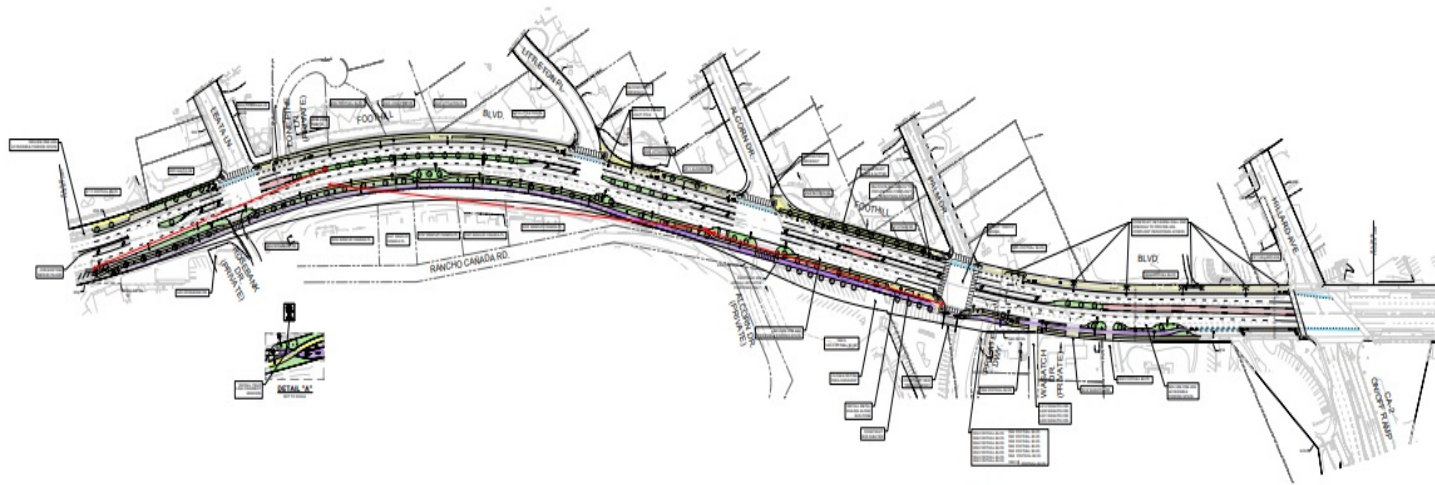
Street	Limits
1-Los Amigos Street	Castle Road to West Cul-De-Sac
2-Countryman Lane	Castle Road to Cul-De-Sac
3-Big Briar Way	Haskell Street to Cul-de-sac
4-White Deer Drive	Haskell Street to Cul-de-sac
5-Bay Tree Road	Briartree Drive to Angeles Crest Highway
6-Lone Grove Way	Bay Tree Road to Cul-De-Sac
7-Evening Canyon Drive	Briartree Drive to Cul-De-Sac
8-Summit Crest Drive	Briartree Drive to Bay Tree Road
9-Briartree Drive	Bay Tree Road to Angeles Crest Highway
10-Alder Ridge Drive	Briartree Drive to Cul-De-Sac
11-Catherwood Drive	Briartree Drive to Cul-De-Sac
12-Bramblewood Road	Briartree Drive to Cul-De-Sac
13-Vista Canada Place	Angeles Crest Highway to Cul-De-Sac
14-Noren Street	Redwillow Lane to Cul-De-Sac
15-Baptise Way	Crown Avenue to Viro Road
16- Alveo Road	Viro Road to Belita Lane
17- Stardust Road	Crown Avenue to Cul-De-Sac

Resurfaced Streets and Pavement Striping

Repairs included variable cold milling of existing pavement and paving with asphalt rubber hot mix



Foothill Boulevard Link Bikeway & Pedestrian Greenbelt Project

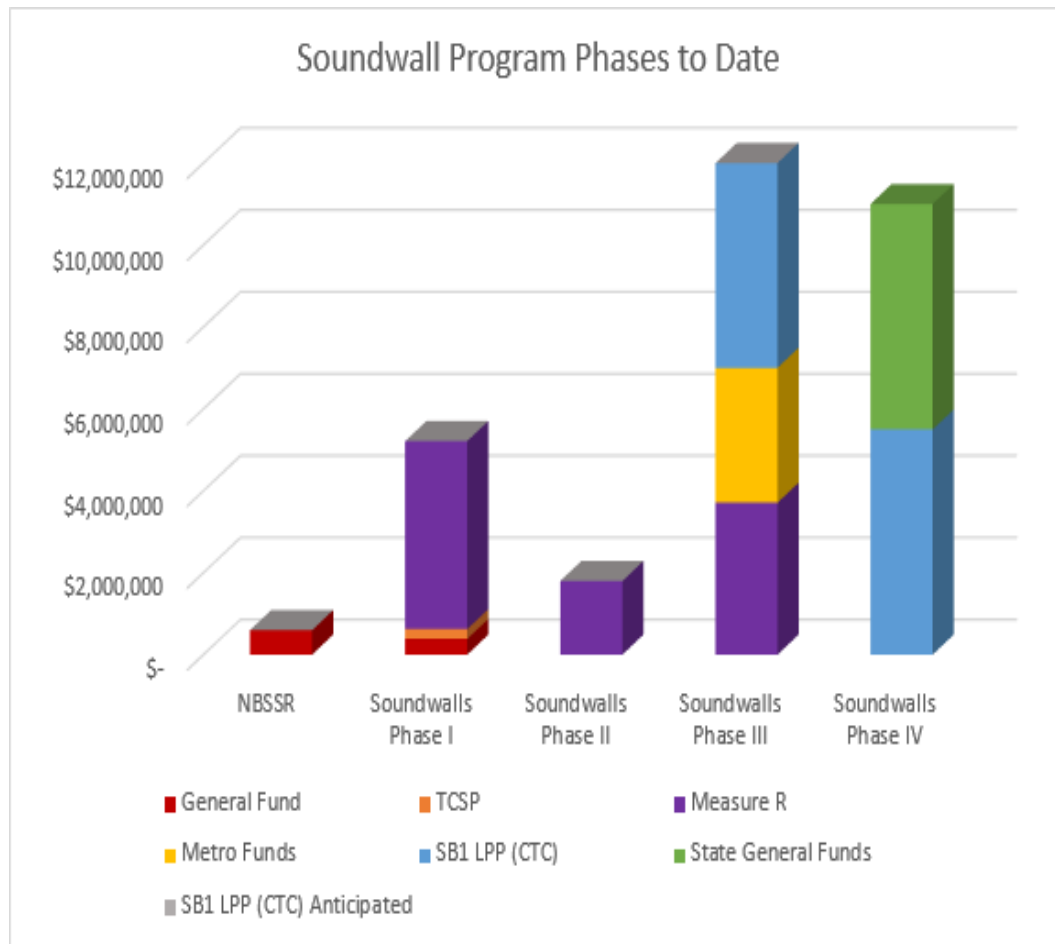


- The “Link” Project consists of a half- mile long Class I bike lane between Hillard Avenue and Leata Lane; a 1.5-mile-long Class II bike path; new landscaped medians and widened parkways, creating a pedestrian greenbelt.
- Construction started in January 2022, and work was substantially completed in November 2022. Due to inclement weather, the completion of landscaping work and punch list items is delayed until March 2023.

Foothill Boulevard Link Bikeway & Pedestrian Greenbelt Project



Soundwall Program




• Soundwall Program Status:

- Noise Barrier Scope Summary Report (NBSSR) and Phase I – Complete
- Phase II – Design was completed in December 2022.
- Phase III – Construction started on February 7, 2022 and was substantially completed on February 28, 2023
- Phase IV – Design was completed in December 2022
- Total funds that will have been spent – NBSSR through Phase IV = \$30.8 million
- City still needs an additional (approximately) \$35 million to complete the remainder of its soundwall program. The City continues to seek funds.

Soundwall Program





COMMUNITY DEVELOPMENT

Highlights

- PLANNING
- BUILDING & SAFETY

Planning Highlights



- The City Council approved a contract for \$168,000 with a Climate Action Plan (CAP) consultant for update of the plan.

- Elements of the General Plan required to be regularly updated.
- An updated Housing Element was adopted by the City Council and State approval of the Element is expected soon.

Planning Highlights



SB 9

- In April 2022, the City Council adopted an Ordinance Repealing and Replacing an Urgency Ordinance in response to SB 9. It Amended the Zoning Code to Add an Urban Dwellings and Urban Lot Splits Chapter to the La Cañada Flintridge Municipal Code.

Sustainability

**Let's Make it Last,
California**



- A total of 8 projects, with a combined area of 111,705 square feet of landscaping, were reviewed for water efficiency
- 220 residential solar energy permits issued for residential solar systems, approximately 80% more than the prior year

Planning Highlights

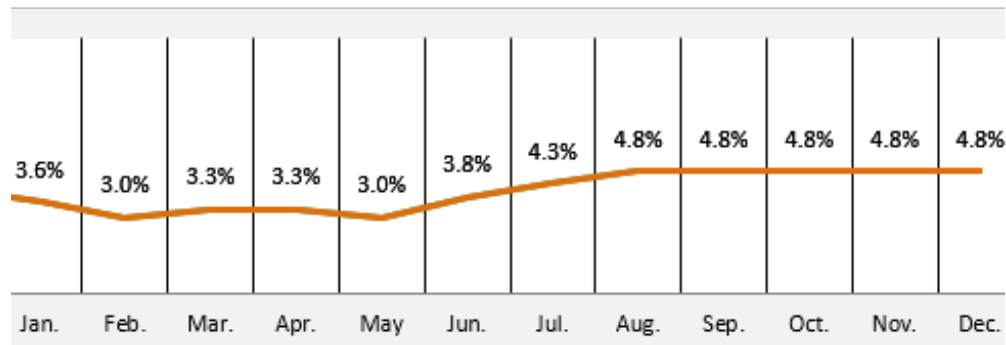
The Community Development Department continued to provide excellent customer service by streamlining the City's land use entitlement and permitting processes.

- 70 Planning cases processed
- 1,579 Building Permits were issued
- 309 Code Enforcement cases were handled
- 27 Tree Removal Permits granted
- 33 ADU Permits issued

Commercial Vacancies

- The vacancy ratio was slightly lower at the beginning of 2022
- It ranged from 3.0% - 4.8% over the year

Adjusted Vacancy Ratio



Subsidy Programs for Residents




- The Community Development Block Grant (CDBG) program is designed to provide grant funding to the community as well as enable qualifying residents to improve or preserve their properties.
- Sewer Connection Grant Program - (\$18,450)
- Residential Rehabilitation Grant Program (\$50,075)
- ADA Improvement at LCF Community Center (\$19,775)
- Small Business Grant (\$32,000)

Community Development Response to the Pandemic

- Temporary Use Permits continued to be suspended
- During 2022, 175 e-gift cards worth \$40 each were purchased. This equates to 7,000
 - Nearly \$43,000 has been redeemed since the program began at the end of 2020.
 - Approximately \$1,000 remains available for the \$15 bonus cards
 - Very positive feedback from community
 - Many card buyers indicated that they have frequented new businesses that they may not have otherwise visited





COMMUNITY EVENTS AND FACILITIES

Memorial Park Events

Music-in-the-Park Concert Series

- The City hosted 15 concerts and 1 Movie-in-the-Park that were well and widely received by our residents.



Continuation of Activities in 2022

- Fiesta Days Parade
- Fiesta Days Run
- Thanksgiving Day Run
- Festival in Lights



The Greatest Show in LCF!

- Annual City/Chamber of Commerce Mixer and Merchant Mart
- Held in July at Olberz Park
- City Council, Chamber of Commerce Board of Directors, distinguished guests, business owners, and members of the community in attendance
- Next City sponsored Chamber Mixer: August 17, 2023



Community Group Grants

- **Community Center of La Cañada Flintridge-** \$70,000 for the continuation of program development, a sustainable facility, services, and special events.
- **Lanternman House Historical Museum Foundation-** \$143,700 for operating and personnel costs.
- **LCF Chamber of Commerce-** \$98,750 for continued operations and Festival in Lights.
- **LCHS Music Parent Association-** \$5,000 to acquire a marching podium, 2 cellos, a bass clarinet.
- **LCF Sister Cities Association, Inc.-** \$7,500 for International Space Academy, Annual Meeting, and Joint City Meeting with Villanueva de la Canada, building a relationship with potential Dutch Sister City, and Youth Leadership Summit.
- **LCF Tournament of Roses Association-** \$15,000 for float decoration and equipment.
- **Assistance League of Flintridge-** \$10,000 for maintenance and replacement of instruments.
- **La Cañada Valley Beautiful-** \$20,000 to encourage the achievement and maintenance of a beautiful and clean community.
- **YMCA-** \$21,000 to plan, administer, and enhance the established drop-in pickleball program.
- **USC Verdugo Hills -** \$25,000 for Community Resource Center for Aging.
- **One City, One Book-** \$2,000 for event expenses for a book discussion in the community.
- **LCF Coordinating Council-** \$500 for the publishing and distribution of the Annual Directory of Community Organizations and Special Events.

Joint Use Agreement

- Joint Use Committee reviewed issues relating to:
 - Minimizing the impact on athletic field use due to the pending District Master Plan construction
 - Traffic circulation around school sites
 - Crossing guard assignments
 - Capital improvement projects
- Staff continued to work on a Five Year Capital Project Improvement Schedule for Joint Use Facilities.
- Needs assessment of all athletic fields
- Draft assessment is being reviewed by a JUC Subcommittee
- JUC addressing the lack of field space in relation to the needs of the community
- City initiated discussions regarding potential pickleball sites



Future Priority Projects

- Implementation of the 6th Cycle Housing Element of the City's General Plan
- Review and update the City's Zoning Code
- Continue implementation of technology improvements in City operations (ConnectLCF portal, GIS system upgrades)
- Launch a new technology called ActiveLCF to allow online permitting and recreation facility reservation
- Continue to explore ways to improve communication and transparency
- Enhance and improve the services that City Hall delivers to the community
- Start construction of the Soundwall Phase IV Project
- Upgrade of traffic signals at various locations throughout the City
- Host town halls regarding the Athletic Field Master Plan

Thank you!

